Doorsneden

Werkende breedte 1100 mm (1000 mm: BETA 80 tot 120 mm, KV 120 en 140 mm), zichtbare bevestiging, kern PIR; KV-uitvoering 120 tot 200 mm

Ruukki BETA (FX) 40

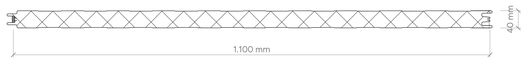

Ruukki BETA (FX) 60

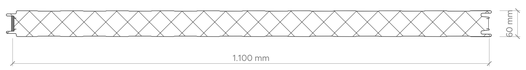

Ruukki BETA (FX) 80

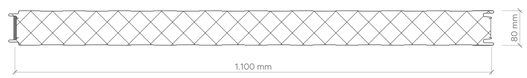

Ruukki BETA (FX) 100

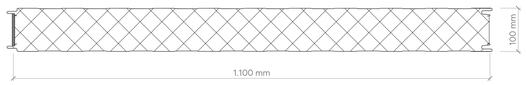

Ruukki BETA (FX) 110

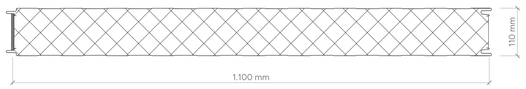

Ruukki BETA (FX) 120

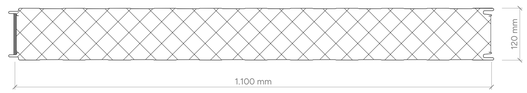

Ruukki BETA (FX) 150

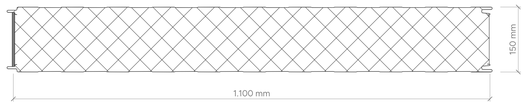

Ruukki BETA (FX) 100 (1000 mm)

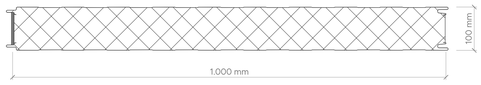

Ruukki BETA KV (FX) 120*

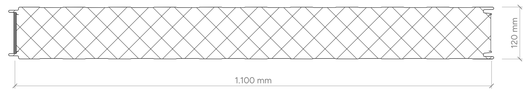

Ruukki BETA KV (FX) 140*

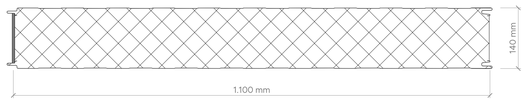

Ruukki BETA KV (FX) 160*

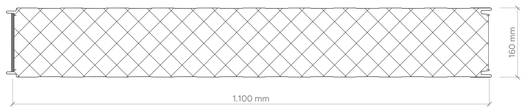

Ruukki BETA KV (FX) 180*

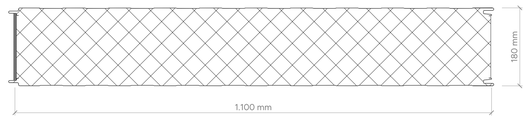

Ruukki BETA KV (FX) 200*

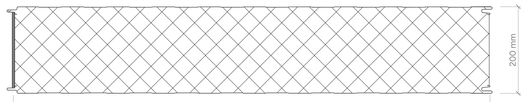

Profilering staalplaat

Buitenhuid (A-zijde)

- Box (Linear L)
- Minibox (Linear L25)
- Micro M
- Ribbed R28
- Ribbed R275 **
- Ribbed R550 **
- Ongeprofileerd (Flat F) ***

Binnenhuid (B-zijde)

- Box (Linear L)
- Minibox (Linear L25)
- Ongeprofileerd (Flat F) ***

Toelichting

Alle maten in mm. Werkende breedte 1100 mm; 1000 mm getekend bij 100 mm.
BETA = Ruukki SP2B E-PIR (40 tot 150 mm); BETA KV = SP2E E-PIR (koelcel).
Kern PIR. Plaatdikte standaard buiten 0,5 mm, binnen 0,4 mm.
* SP2E (KV): voeg schematisch getekend als de SP2B-voeg; de Ruukki-bron bevat geen SP2E-doorsnede.
Doorsneden afgeleid van de Ruukki-tekening SP2B (80 mm).
** Alleen bij 1100 mm.
*** BETA (SP2B) bij 1000 mm niet ongeprofileerd leverbaar.
Profielmaten circa, volgens de Ruukki-catalogus 2026: Box 52/52, Minibox 25/25, beide 1 mm diep; Micro M steek 16, 0,5 mm diep; Ribbed: groef 1 mm diep, steek 28, 250, 275, 500 of 550 mm.

CP Superior Line Ruukki BETA (KV) (FX)

Verzamelblad doorsneden en profilering, paneeldikte 40, 60, 80, 100, 110, 120, 150, 140, 160, 180 en 200 mm

Cladding Point | Handelsweg 12, 6662 NH Elst | +31 (0)26 - 365 06 30 | info@claddingpoint.nl

Tekening	Verzamelblad Ruukki BETA (KV) (FX)
Schaal	1:5 (A0)
Datum	12-11-2026
Versie	1.0
Maten	in mm

CLADDING POINT / SUPERIOR LINE